



Magical Money

“Be generous in your days of plenty, and be patient in the hour of loss.” —Bahá’u’lláh

Money may seem magical. It can disappear instantly, before your very eyes. And using it wisely can be tricky.

A smart way to handle money is by listing your needs and wants. Necessary things such as clothes, lunch, or school supplies go on the “needs” list. The “wants” are extra things you’d like to have, such as candy or games. Also, plan with the three S’s in mind—how much to Spend, Save, and Share. Make a list

of your goals. Do you want to save for college or give to the Bahá’í Funds* or other charities?

When you’re ready to spend, decide what to buy before you shop. Ask yourself—how long did it take me to earn that amount, and is the item *really* worth it?

As you make careful choices, you’ll learn the power of magnificent money management.



You'll Need

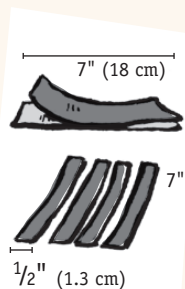
- Duct tape • two 3" x 4" (7.6 x 10.2 cm) cardboard rectangles • scissors • pen • ruler

Make a Magic Wallet

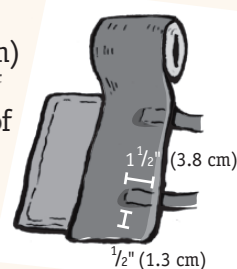
1 Cover both sides of cardboard pieces with duct tape.



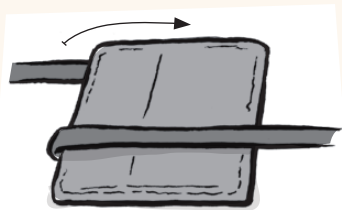
2 Put sticky sides of two 7" (18 cm) pieces of tape together. Cut in half lengthwise, then cut each in half again to get four strips.



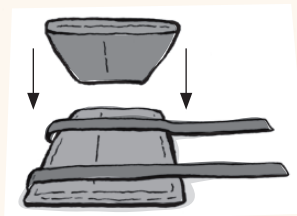
3 Place ends of two strips 1 1/2" (3.8 cm) from long edge of board. Keep edge of strips 1/2" (1.3 cm) from corners. Secure with tape.




4 Flip board over so strips are on bottom, facing left. Fold strips over board, facing right.



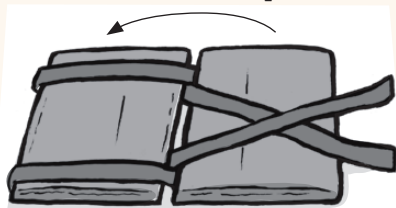
5 Place other board on top, so strips are between them.




6 Fold strips over top board and tape across ends to secure.



7 Open boards by flipping top to left. Center other two strips on right board, in an X. The two ends on left go under attached strips.



8 Place left board on top of right board. Make sure X strips lie between horizontal strips.



9 Tape X ends to boards. For left side, tape ends to top. For right side, tape ends to bottom board.



Fold a dollar in half and place in wallet, then close it. Gently open wallet from the other side. Close it, then open again from the first side. Isn't that a cool trick?

*Only Bahá’ís may give to the Bahá’í Funds.